

Monday, August 20, 2018 GA

- Complete warm-up
- Turn in any missing work; include name/period

COLOR TEST FRIDAY

turn in SB 4 and 5 on block day for EXTRA CREDIT

Answer in 2-3 complete sentences. Which color scheme did the artist use in this colored pencil drawing? What are two other sets of color in this scheme?



Today, we will: Practice Paint

Students will be able to use **elements** and **principles** to organize the composition of their own artwork (color).

Students will be able to identify and experiment with **materials, tools, and techniques** *appropriately* and *expressively* in his or her own artwork (painting materials).

SB 4 and 5: Due 8/23

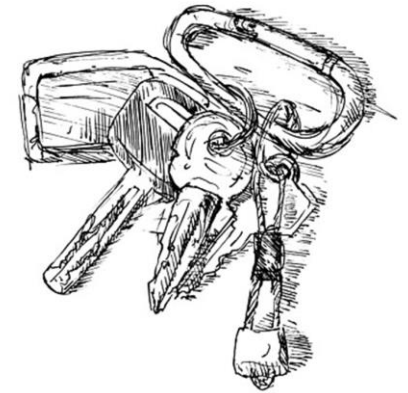
Free Sketch

- Your choice of drawing
- It must be school appropriate
- Fill the page
- Add color or shading



A set of keys

- Draw at least four different keys
- Overlap
- Add shading
- Fill the page



Monday, August 20, 2018 **Intro**

- Complete warm-up.
- Open sketchbook to next clean page



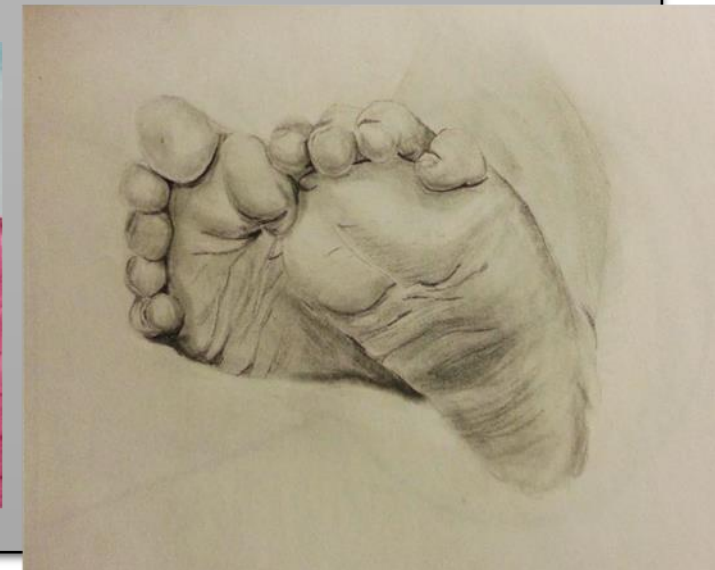
Answer in 3-5 complete sentences. Which PRINCIPLE of DESIGN is dominant in this Adam Rushton sculpture? Why?

Today, we will:

- Introduce sculpture
- Introduce clay

Students will be able to demonstrate purposeful use of a range of **materials, tools, and techniques** in his or her own artwork (CLAY).

SB #4 Cityscape and #5 Free Sketch: Due August 23.



Tuesday, August 21, 2018 GA

- Complete warm-up
- Collect painting practice sheet

if your sketchbook is ready, turn it into the bucket



Answer in 2-3 **complete sentences**.
Which color scheme did the artist use in this watercolor painting? This set of colors falls into a second color scheme. Which of the 7 is it?

Today, we will:
Practice Paint.

Students will be able to use **elements** and **principles** to organize the composition of their own artwork (color).

Students will be able to identify and experiment with **materials, tools, and techniques** *appropriately* and *expressively* in his or her own artwork (painting materials).

SB 4 and 5: Due 8/23

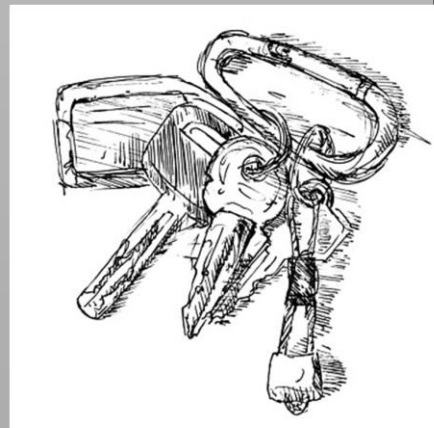
Free Sketch

- Your choice of drawing
- It must be school appropriate
- Fill the page
- Add color or shading



A set of keys

- Draw at least four different keys
- Overlap
- Add shading
- Fill the page



Wed., August 22, 2018 GA

- Complete warm-up
- Collect painting practice sheet

if your sketchbook is ready, turn it into the bucket



Answer in 2-3 **complete sentences.**

Which color scheme did the artist use in this watercolor painting? This set of colors falls into a second color scheme. Which of the 7 is it?

Today, we will:
Practice Paint.

Students will be able to use **elements** and **principles** to organize the composition of their own artwork (color).

Students will be able to identify and experiment with **materials, tools, and techniques** *appropriately* and *expressively* in his or her own artwork (painting materials).

SB 4 and 5: Due 8/23

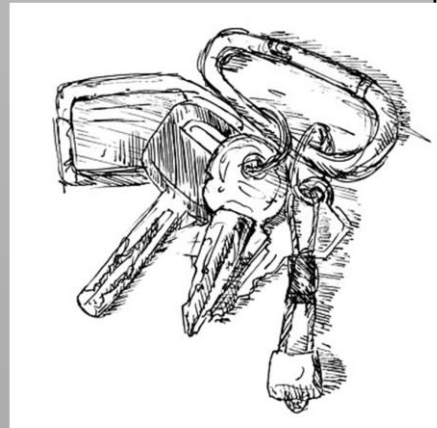
Free Sketch

- Your choice of drawing
- It must be school appropriate
- Fill the page
- Add color or shading



A set of keys

- Draw at least four different keys
- Overlap
- Add shading
- Fill the page



Wed., August 22, 2018 Intro

- Complete warm-up.
- Clear table.



Answer in 3-5 complete sentences.

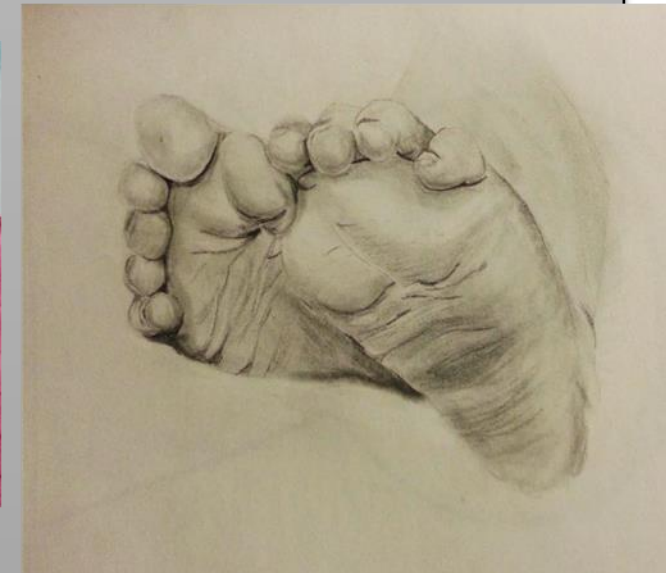
What is the focal point of this sculpture? How does the sculptor emphasize it?

Today, we will:

SB #4 Cityscape and #5 Free Sketch: Due August 23.

Begin Clay Construction

Students will be able to demonstrate purposeful use of a range of **materials, tools, and techniques** in his or her own artwork (CLAY).



Thur., August 23, 2018 GA

- Collect your sketchbook if graded.
- Turn in your sketchbook if you haven't already.

COLOR TEST TOMORROW



Today, we will:

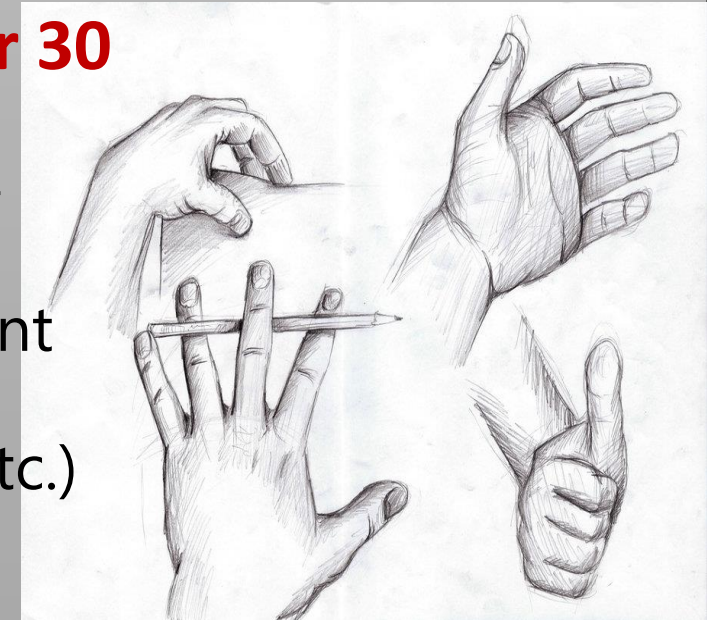
Play a **COLOR REVIEW GAME**

Students will be able to use **elements** and **principles** to organize the composition of their own artwork (color).

Students will be able to identify and experiment with **materials, tools,** and **techniques** *appropriately* and *expressively* in his or her own artwork (painting materials).

SB6: Hands due 8/29 or 30

- You may not trace your hand
- Draw 3 hands in different poses (closed, open, holding a paintbrush, etc.)
- Add shading or color



Thur., August 23, 2018 **INTRO**

- Collect your sketchbook if graded.
- Turn in your sketchbook if you haven't already.




Today, we will:
Continue Clay Construction

Students will be able to demonstrate purposeful use of a range of **materials, tools, and techniques** in his or her own artwork (CLAY).

SB6: Art Materials due 8/30



- At least 3 art materials
- Fill the page
- Shade or color



Friday, August 24, 2018 GA

- Collect your sketchbook.
- Complete the warm-up.
- Clear your table except for a pencil.

Answer in 2-3 complete sentences. This painting was done in three different schemes. Identify each scheme. Which is your favorite?



Today, we will:

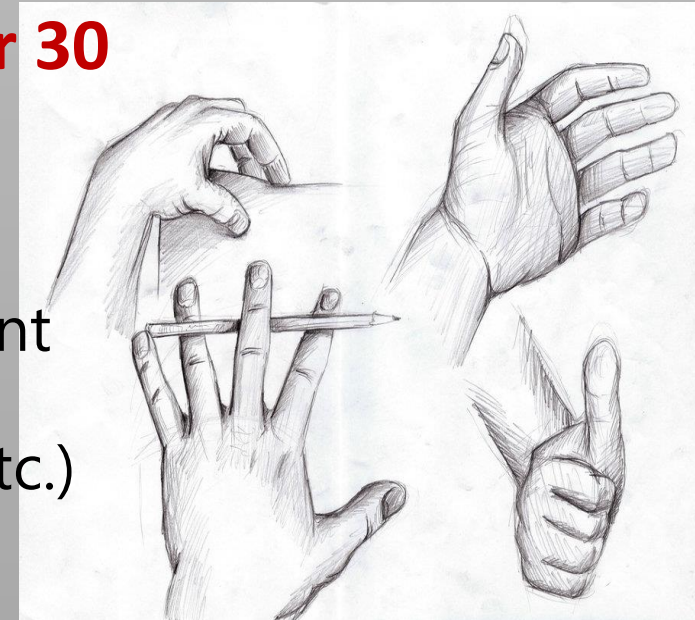
Take the COLOR TEST

Students will be able to use **elements** and **principles** to organize the composition of their own artwork (color).

Students will be able to identify and experiment with **materials, tools, and techniques** *appropriately* and *expressively* in his or her own artwork (painting materials).

SB6: Hands due 8/29 or 30

- You may not trace your hand
- Draw 3 hands in different poses (closed, open, holding a paintbrush, etc.)
- Add shading or color



Friday, August 24, 2018 **Intro**

- Complete the warm-up.
- Clear your table.

Today, we will:

Finish clay construction

Students will be able to demonstrate purposeful use of a range of **materials, tools, and techniques** in his or her own artwork (CLAY).

Answer in 3-5 complete sentences. Both of these artworks have texture. Describe the 2 types of texture discussed in class. Identify which type of texture each artwork has.



Left: Meret Oppenheim, Object; teacup with fur



Right: Durer, Young Hare; watercolor painting

SB6: Art Materials due 8/30

- At least 3 art materials
- Fill the page
- Shade or color

